



Bureau of Local Government Finance - IV-A

Accomplishment Report

CY 2011



1. REVENUE GENERATION PROGRAM

REAL PROPERTY TAX

Target – P8,216.92 M

Actual Collection – P7,952.64 M

Collection

Efficiency = 96.78%





1. REVENUE GENERATION PROGRAM

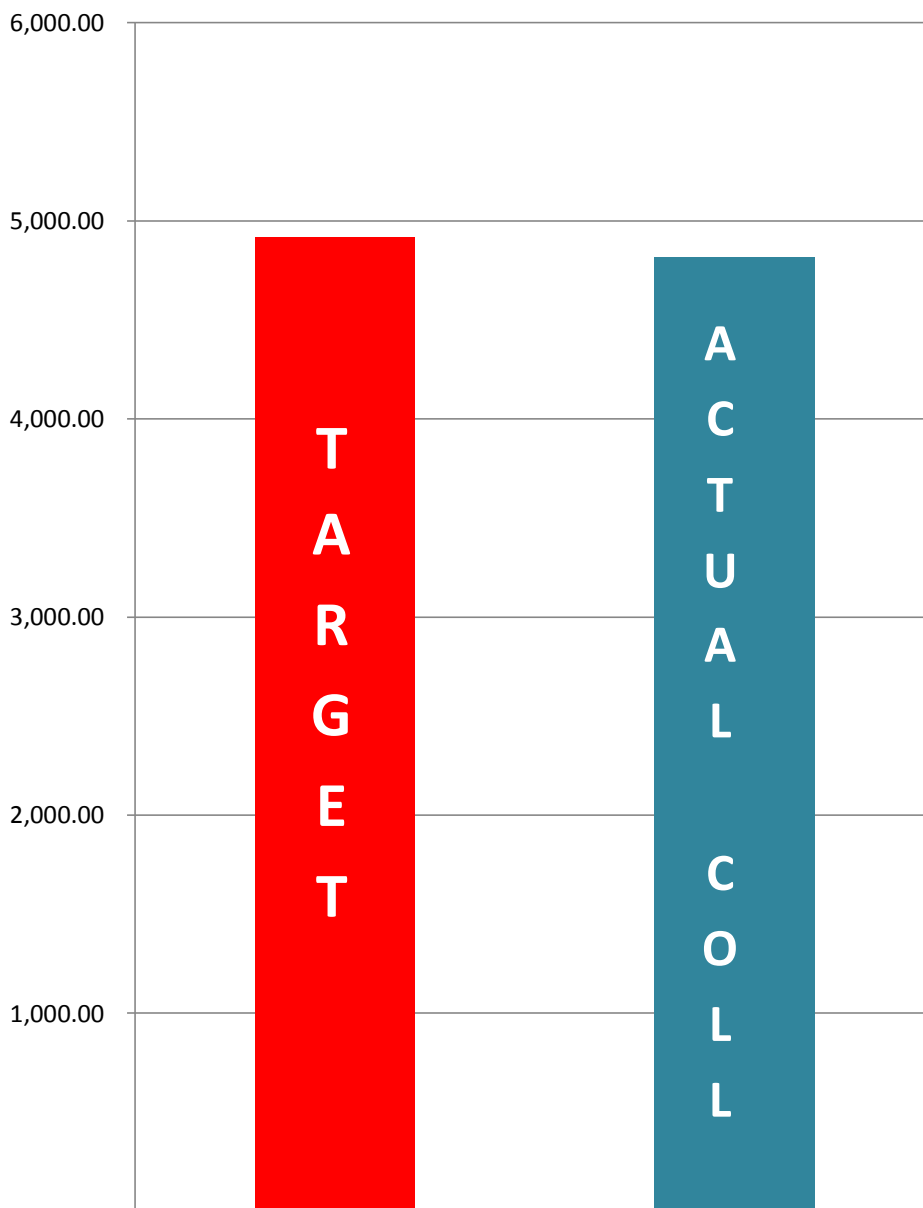
BUSINESS TAX

Target – P4,913.30 M

Actual Collection – P4,816.44 M

Collection

Efficiency = 98.03%





1. REVENUE GENERATION PROGRAM

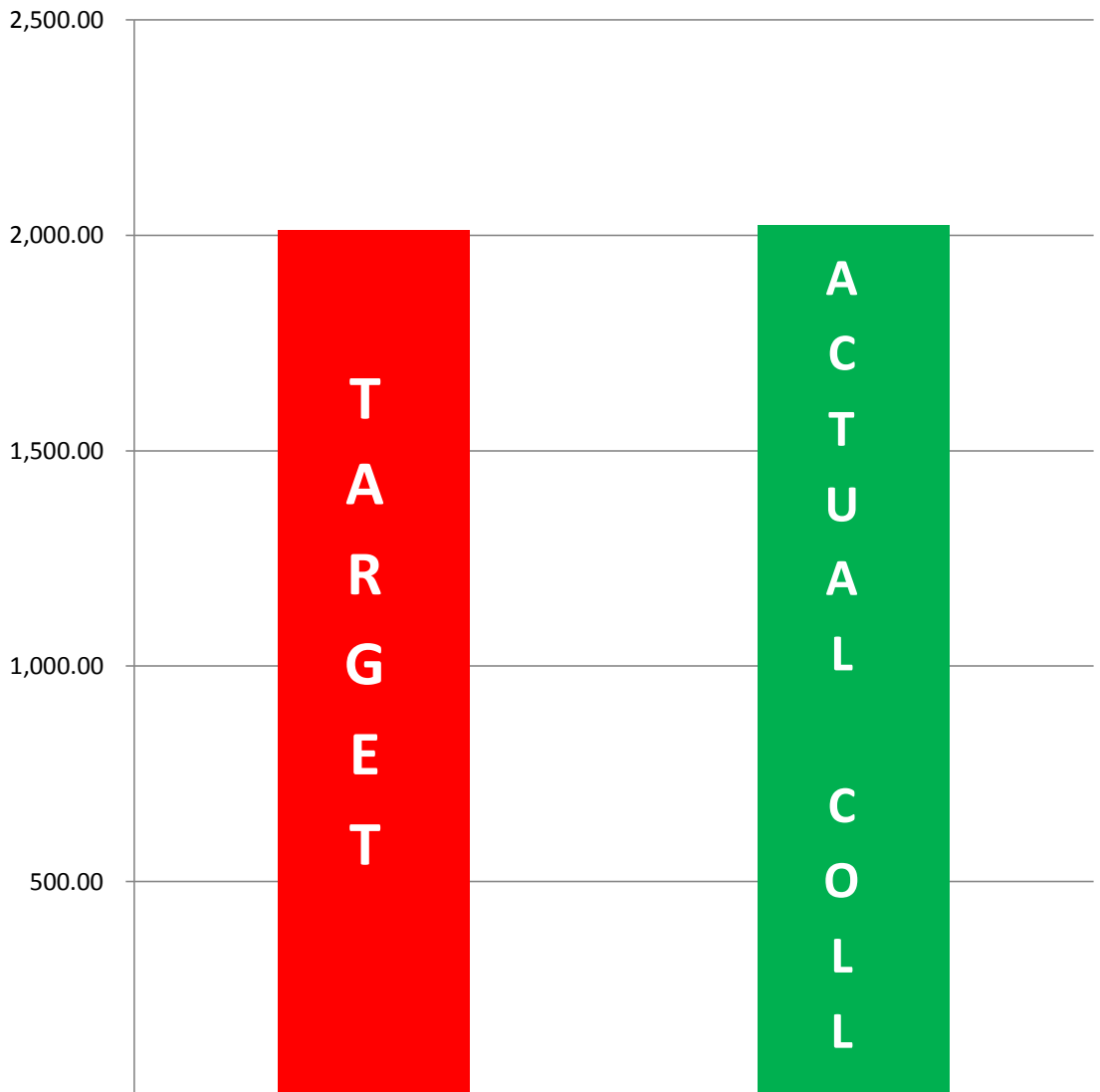
FEES AND CHARGES

Target – P2,013.30 M

Actual Collection – P2,022.34 M

Collection

Efficiency = 100.45%





1. REVENUE GENERATION PROGRAM

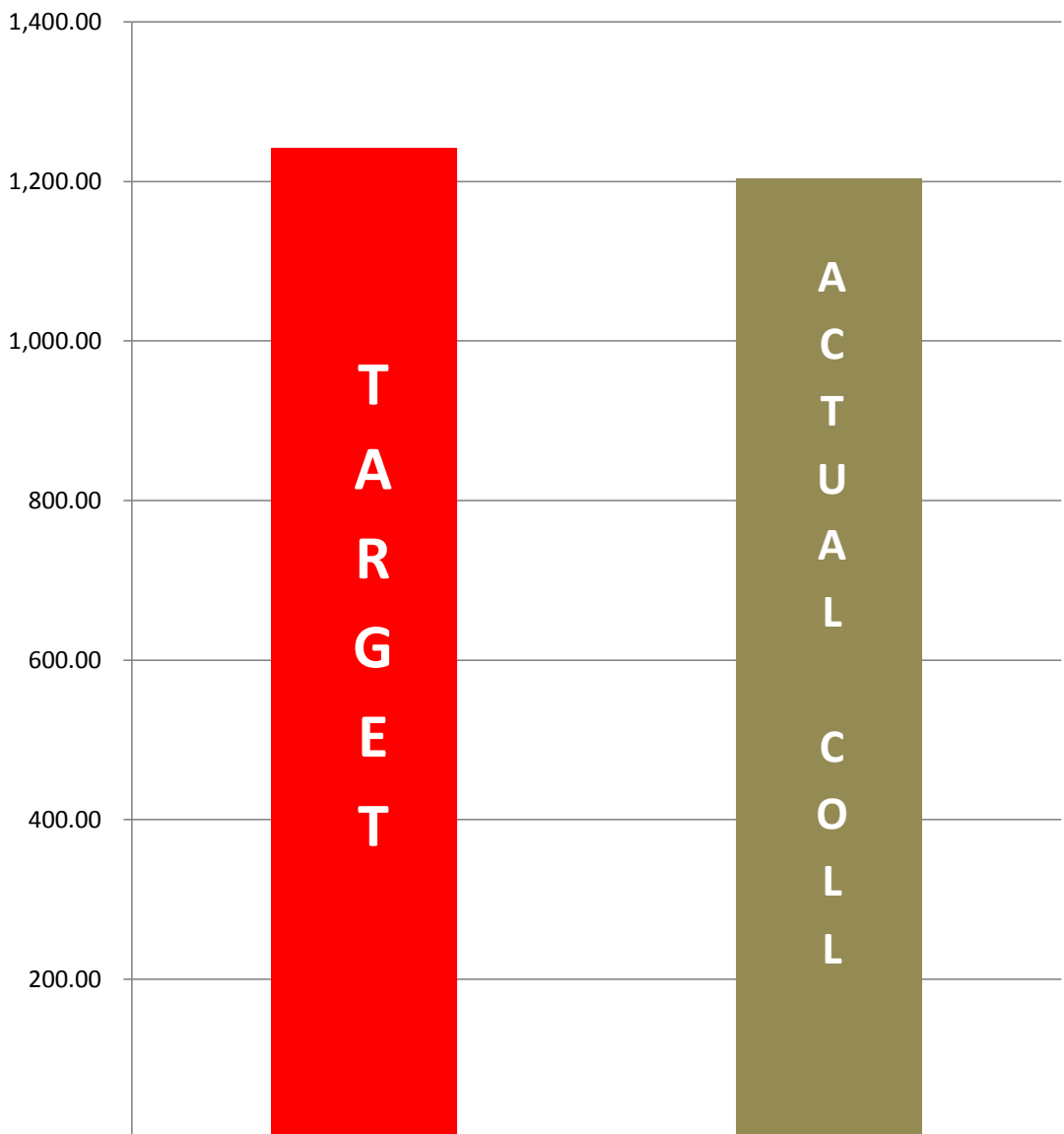
ECONOMIC ENTERPRISES

Target – P1,241.80M

Actual Collection – P1,204.06 M

Collection

Efficiency = 96.96%





2. SUPERVISION OF LOCAL TREASURY AND ASSESSMENT OFFICES:

2.1 Rendered technical assistance and recommend LGUs the appropriate strategies in revenue generation to collection

2.2 Technical Assistance in Updating Revenue Codes

- **Catanauan and Mulanay, Quezon**
- **Malvar, Talisay and Rosario, Batangas**

2.3 Revenue and Management Evaluation

Antipolo City	-	03/14
Pagsanjan, Laguna	-	03/31
Lucena City	-	04/20
Sta. Rosa City	-	05/30
Lucban, Quezon	-	06/03



2. SUPERVISION OF LOCAL TREASURY AND ASSESSMENT OFFICES:

2.3 Revenue and Management Evaluation

Bacoar, Cavite	-	06/05
Batangas Province	-	06/14
Lipa City	-	09/07-09
Lumban & Pagsanjan, Lag.		09/12-14
Sta. Cruz, Laguna	-	09/15-16
Lemery & Calaca, Batangas		09/26-29
Tuy, Batangas	-	09/29-30

2.4 Assessment and Management Evaluation

Calamba City	-	02/07
Tagaytay City	-	03/04
Bay & Los Baños, Laguna		07/19-22
Lipa City	-	09/07-09
Lumban & Pagsanjan, Lag.		09/12-14
Sta. Cruz, Laguna	-	09/15-16
Lemery & Calaca, Batangas		09/26-29
Tuy, Batangas	-	09/29-30



2. SUPERVISION OF LOCAL TREASURY AND ASSESSMENT OFFICES:

2.5 Assisted and witnessed turn-over of accountabilities of incoming and outgoing treasurers.

Province of Batangas	-	06/06
Kawit, Cavite	-	05/05
		06/14
Province of Quezon	-	07/15
Calamba City	-	08/09
Talisay, Batangas	-	08/19
Tagaytay City	-	11/03-04

2.6 Supervisory visit of Local Treasury / Assessment Offices 31 LGUS



2. SUPERVISION OF LOCAL TREASURY AND ASSESSMENT OFFICES:

2.7 Accountability and Discipline.

COMPLAINTS:

- Reviewed/Evaluated - 7
- Referred to Appropriate Agency - 5
- Implemented Directive of Superior - 11

CASES:

- Submitted Proof of Service - 13
- Issued Preventive Suspension - 1
- Transmitted Decision to Official Concerned - 13
- Prepared communication on Motions for Reconsiderations on decision rendered on Administrative Cases - 5

2.8 Administrative Personnel Concerns on Local Treasurers.

APPOINTMENTS:

- Processed - 25
- Approved - 7



2. SUPERVISION OF LOCAL TREASURY AND ASSESSMENT OFFICES:

2.8 Administrative Personnel Concerns on Local Treasurers.

DESIGNATIONS:

- Officers-In-Charge / In-Charge of Office - 80
- Issued RSPO - 80

ADMINISTRATIVE MATTERS:

- Approved leave - 29
- Approved Leave (Travel Abroad) - 24
- R O Leave Personnel - 178
- Reviewed/Approved PPs (PCT/A) - 44
- Reviewed/Approved UPEs (PCT/A) - 32



3. CAPACITY BUILDING:

- **Assessment Operations**
 - Conference (1)
 - Special Meetings (2)
 - BCMA (3 Schools)
 - Skills Development Training (2 Schools)
- **Sent Personnel to Training**
 - Team Building Onwards and Beyond 2015
Cascading Vision, Mission and Goals,
Creating Impact on Written Communications
 - Compliance Reporting System (CRS)
 - LTOM Trainers' Training
 - S/W on Local Financial Management
 - S/W on eSRE
 - 1st National PHALTRA (Sportsfest in Lingayen, Pangasinan)
 - W/S in Regional Website Development
 - Awakening Values
- **Seminar/Workshop on Various Treasury Matters (Rizal Province)**



4. TECHNICAL ASSISTANCE IN THE ASSESSMENT AND VALUATION OF REAL PROPERTIES:

- Assessment Reports - 19
- General Revision - 19

6. IMPLEMENTATION OF RESA:

Cert. of 120 hours of Training

❖ Batangas	-	94
❖ Cavite	-	26
❖ Laguna	-	36
❖ Quezon	-	36
❖ Rizal	-	61
❖ Regional Office	-	8



Licensed Real Estate Appraiser (RO) 6

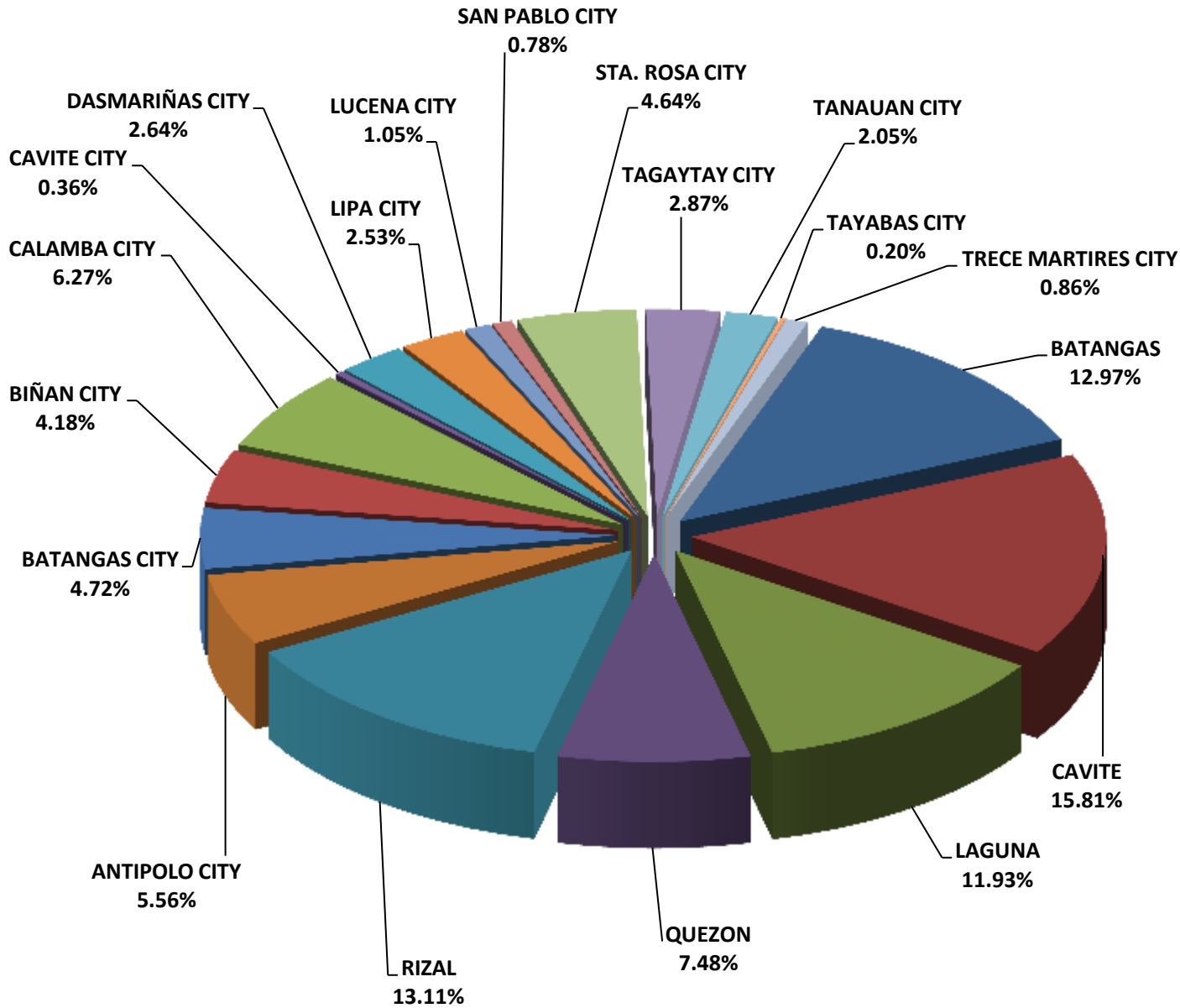


Bureau of Local Government Finance - IV-A

LGU	TAXABLE ASSESSED VALUE (with Restrictions)	% Contributed by LGU
BATANGAS	68,007,179,660	12.97%
CAVITE	82,934,542,980	15.81%
LAGUNA	62,541,405,190	11.93%
QUEZON	39,233,638,580	7.48%
RIZAL	68,750,870,400	13.11%
ANTIPOLO CITY	29,149,505,760	5.56%
BATANGAS CITY	24,767,514,760	4.72%
BIÑAN CITY	21,912,356,410	4.18%
CALAMBA CITY	32,894,410,670	6.27%
CAVITE CITY	1,876,057,290	0.36%
DASMARIÑAS CITY	13,862,561,430	2.64%
LIPA CITY	13,245,269,000	2.53%
LUCENA CITY	5,481,968,810	1.05%
SAN PABLO CITY	4,105,598,920	0.78%
STA. ROSA CITY	24,347,282,440	4.64%
TAGAYTAY CITY	15,055,970,730	2.87%
TANAUAN CITY	10,729,884,350	2.05%
TAYABAS CITY	1,033,428,250	0.20%
TRECE MARTIRES CITY	4,526,679,270	0.86%
TOTAL	524,456,124,900	100.00%



Bureau of Local Government Finance - IV-A





Bureau of Local Government Finance - IV-A

LGU Financial Performance (eSRE Web Systems)

- **Provinces** - **5 LGUs (33 reports)**
- **Cities** - **14 LGUs (77 Reports)**
- **Municipalities** - **147 LGUs (633 Reports)**



POLICY FORMULATION:

- **Circulars** - **31**
- **Rulings** - **6**
- **Opinions** - **9**

