

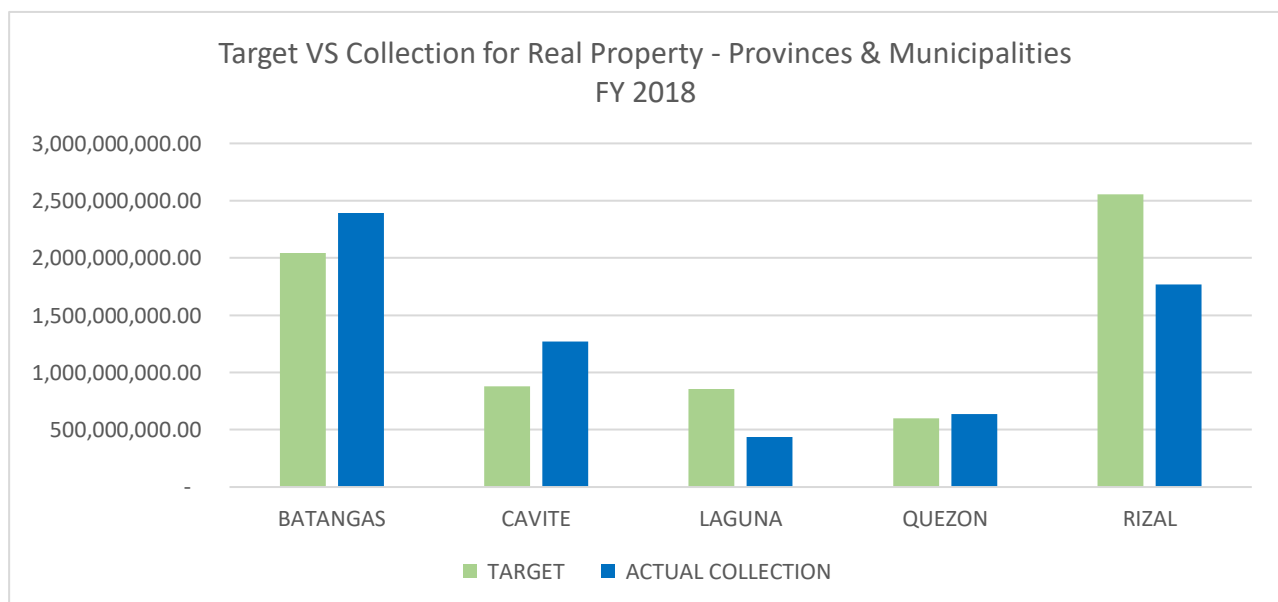


REAL PROPERTY TAX

Provinces

TARGET VS. COLLECTION FY 2018

PROVINCE	TARGET	ACTUAL COLLECTION
	(In million pesos)	
BATANGAS	2,044.56	2,390.94
CAVITE	878.99	1,271.38
LAGUNA	855.20	435.34
QUEZON	599.25	636.37
RIZAL	2,553.15	1,769.82

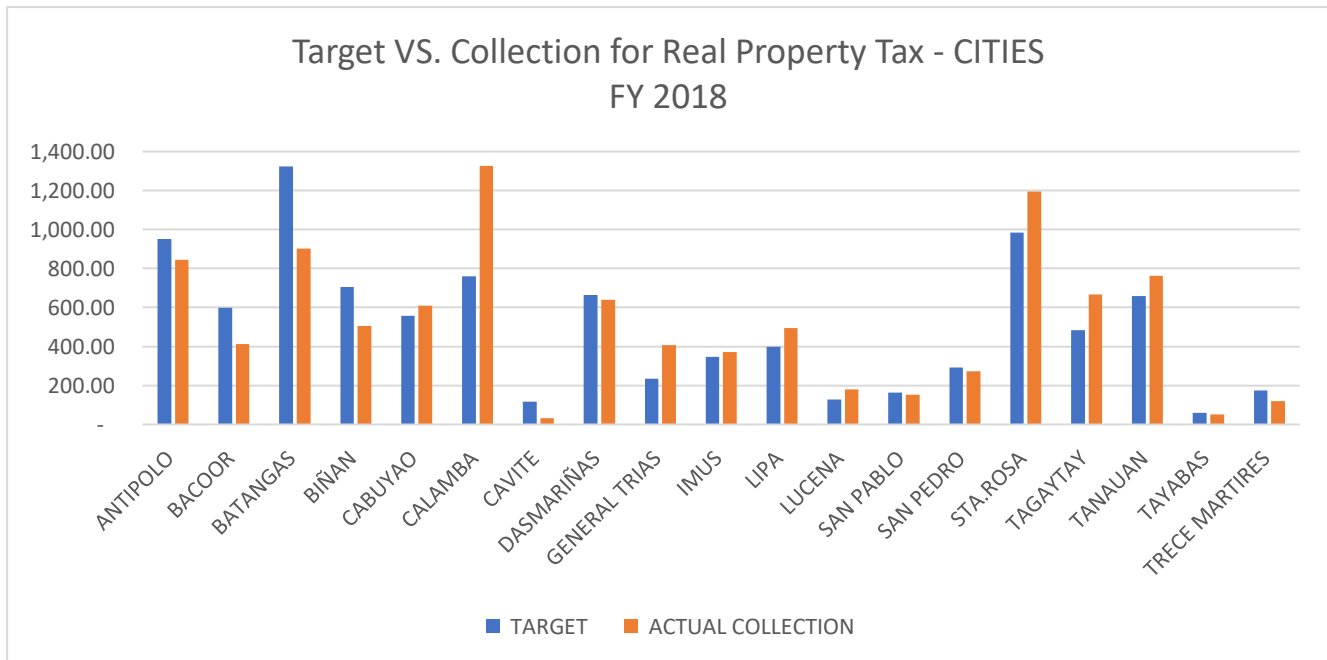




Republic of the Philippines
 DEPARTMENT OF FINANCE
BUREAU OF LOCAL GOVERNMENT FINANCE
REGION IV-A (CALABARZON)
 ☎ (049) 306-5106 | ✉ Calabarzon@blgf.gov.ph

REAL PROPERTY TAX CITIES (CALABARZON) TARGET VS. COLLECTION FY 2018

	TARGET	ACTUAL COLLECTION
	In Million Pesos	
ANTIPOLO	951.63	845.31
BACOR	597.41	412.27
BATANGAS	1,322.51	901.91
BIÑAN	704.81	505.96
CABUYAO	558.01	608.11
CALAMBA	759.66	1,326.15
CAVITE	116.98	31.56
DASMARIÑAS	664.94	638.88
GENERAL TRIAS	233.70	406.81
IMUS	346.29	371.20
LIPA	398.43	495.90
LUCENA	128.30	180.09
SAN PABLO	162.70	153.37
SAN PEDRO	292.21	271.94
STA. ROSA	983.85	1,196.16
TAGAYTAY	483.53	666.53
TANAUAN	657.77	763.77
TAYABAS	58.81	50.83
TRECE MARTIRES	175.35	118.48



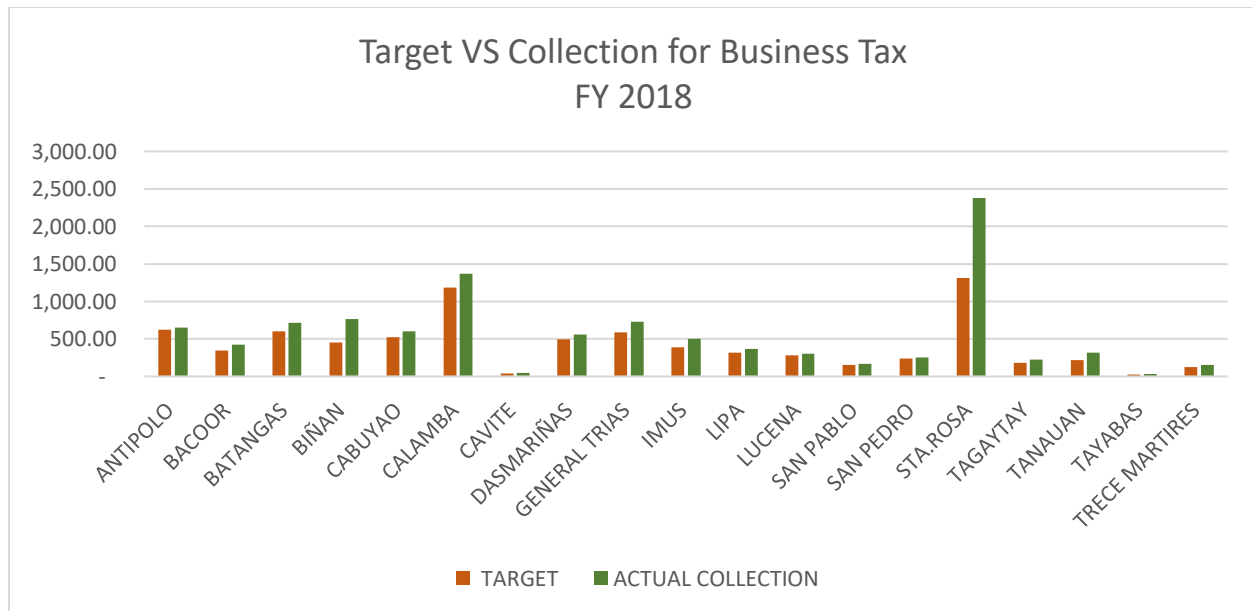


BUSINESS TAX

Provinces

TARGET VS. COLLECTION FY 2018

LGU	TARGET	ACTUAL COLLECTION
	(in Million Pesos)	
BATANGAS	780.96	915.89
CAVITE	930.06	1,110.19
LAGUNA	289.12	309.76
QUEZON	395.28	469.19
RIZAL	1,121.66	1,224.05





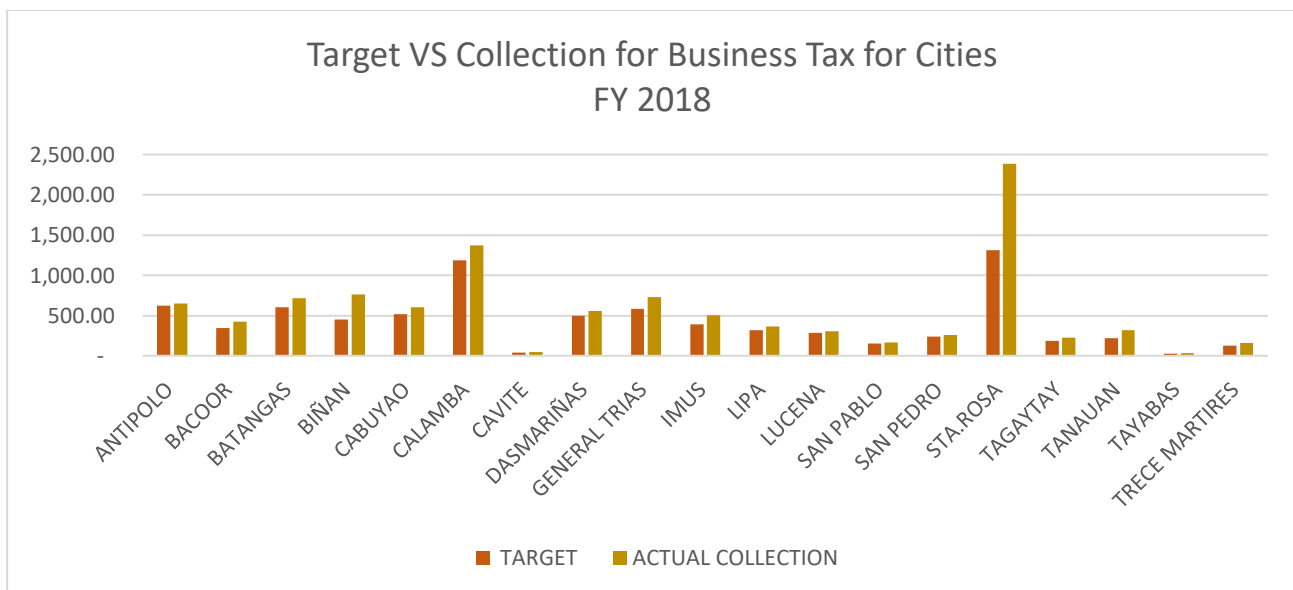
Republic of the Philippines
 DEPARTMENT OF FINANCE
BUREAU OF LOCAL GOVERNMENT FINANCE
REGION IV-A (CALABARZON)
 ☎ (049) 306-5106 | ✉ Calabarzon@blgf.gov.ph

BUSINESS TAX

Cities (CALABARZON)

TARGET VS. COLLECTION FY 2018

	TARGET	ACTUAL COLLECTION
	(in Million Pesos)	
ANTIPOLO	623.44	649.42
BACOR	345.63	421.19
BATANGAS	600.28	715.43
BIÑAN	451.35	763.56
CABUYAO	519.82	603.32
CALAMBA	1,183.35	1,369.66
CAVITE	40.07	44.88
DASMARIÑAS	498.01	559.67
GENERAL TRIAS	585.78	727.62
IMUS	390.00	502.91
LIPA	315.77	367.27
LUCENA	282.95	305.69
SAN PABLO	150.94	168.03
SAN PEDRO	236.27	255.69
STA. ROSA	1,312.27	2,382.08
TAGAYTAY	184.07	222.63
TANAUAN	215.40	316.18
TAYABAS	23.19	34.41
TRECE MARTIRES	127.46	155.69





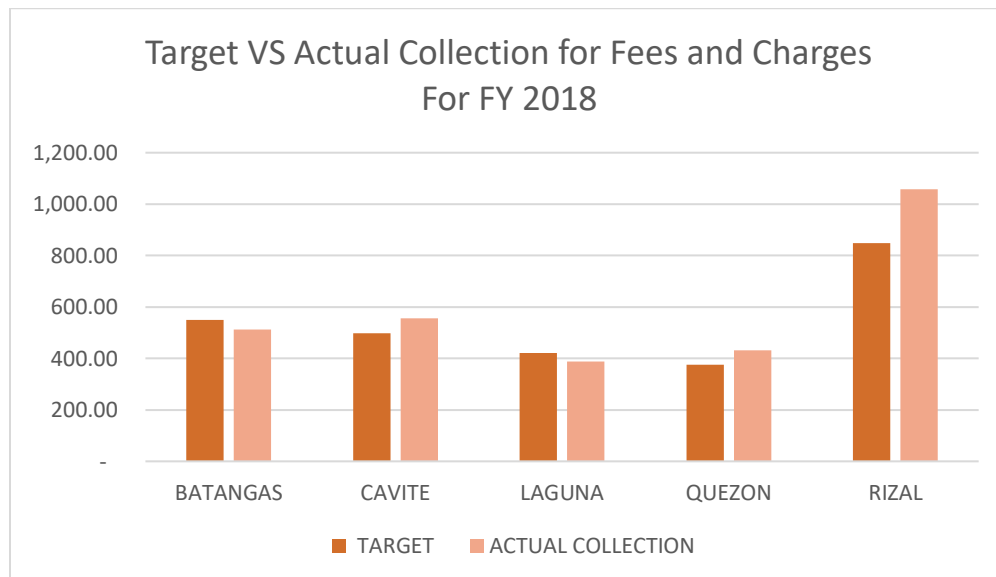
Republic of the Philippines
 DEPARTMENT OF FINANCE
BUREAU OF LOCAL GOVERNMENT FINANCE
REGION IV-A (CALABARZON)
 ☎ (049) 306-5106 | ✉ Calabarzon@blgf.gov.ph

Fees and Charges

Provinces

TARGET VS. COLLECTION FY 2018

LGU	TARGET	ACTUAL COLLECTION
	In Million Pesos	
BATANGAS	549.02	513.18
CAVITE	497.64	555.95
LAGUNA	421.53	387.73
QUEZON	376.26	431.30
RIZAL	847.97	1,058.45



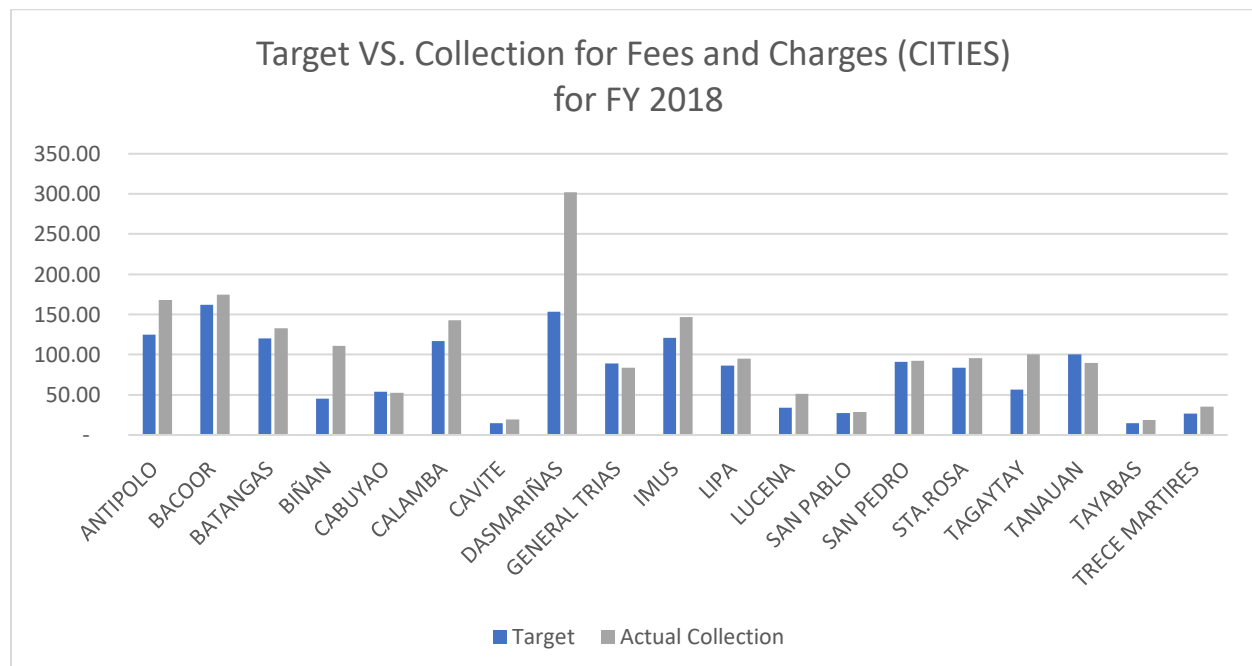


Fees and Charges

Cities

TARGET VS. COLLECTION FY 2018

LGU	Target	Actual Collection
	(In Million Pesos)	
ANTIPOLO	124.80	168.11
BACOR	162.11	174.67
BATANGAS	120.08	132.67
BIÑAN	44.91	110.86
CABUYAO	53.62	52.76
CALAMBA	116.69	143.01
CAVITE	14.56	19.02
DASMARIÑAS	153.67	301.96
GENERAL TRIAS	89.23	83.80
IMUS	121.06	146.98
LIPA	86.65	94.71
LUCENA	34.14	51.36
SAN PABLO	27.43	28.28
SAN PEDRO	91.21	92.61
STA. ROSA	83.71	95.37
TAGAYTAY	56.78	100.16
TANAUAN	99.95	89.93
TAYABAS	14.46	18.96
TRECE MARTIRES	26.39	35.18



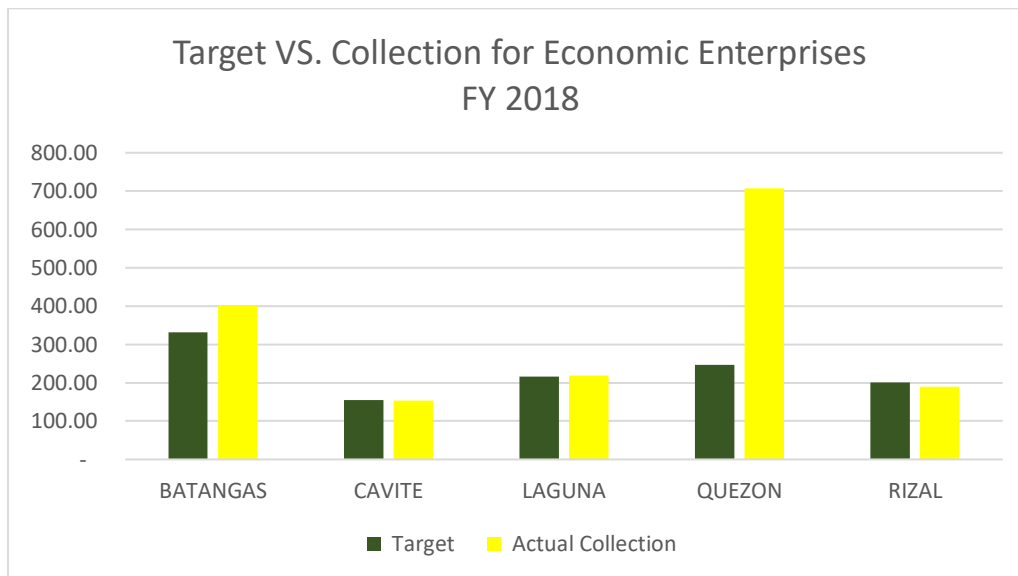


Economic Enterprises

Provinces

TARGET VS. COLLECTION FY 2018

LGU	Target	Actual Collection
	(In Million Pesos)	
BATANGAS	331.11	403.20
CAVITE	154.87	152.98
LAGUNA	215.68	219.49
QUEZON	247.02	707.56
RIZAL	201.18	189.86





Republic of the Philippines
 DEPARTMENT OF FINANCE
BUREAU OF LOCAL GOVERNMENT FINANCE
REGION IV-A (CALABARZON)
 ☎ (049) 306-5106 | ✉ Calabarzon@blgf.gov.ph

Economic Enterprises CITIES TARGET VS. COLLECTION FY 2018

	TARGET	Actual Collection
	(In Million Pesos)	
ANTIPOLO	54.08	63.38
BACOR	6.21	29.37
BATANGAS	46.67	49.06
BIÑAN	38.65	26.51
CABUYAO	-	-
CALAMBA	30.01	24.49
CAVITE	13.87	13.97
DASMARIÑAS	66.27	59.20
GENERAL TRIAS	20.78	22.30
IMUS	56.07	60.47
LIPA	94.73	48.07
LUCENA	17.72	69.91
SAN PABLO	117.35	98.17
SAN PEDRO	20.79	29.74
STA. ROSA	34.87	48.84
TAGAYTAY	251.76	232.98
TANAUAN	-	-
TAYABAS	11.65	16.70
TRECE MARTIRES	30.91	26.78

